

TOOLTALK

JAN | FEB | MAR | APR 2023

**BUMPER
TO
BUMPER**

Auto Parts Specialists

COMPRESSION TEST KIT

#MV5520 (LIN)



FUEL INJECTION PRESSURE TEST KIT

#MV5515 (LIN)



LINCOLN

NEW!

NEW!



INNOVA

INDUCTIVE TIMING LIGHT

#3551 (INN)



CAN OBDII DIAGNOSTIC SCAN TOOL

#W2977 (WIL)

NEW!



ADVANCE TIMING LIGHT

#3555 (INN)

TABLE OF CONTENTS

A/C Recycling	1
Lubrication	4
Cleaning	7
Diagnostic/Test Equipment	8
Battery	10
Compressors/Air Line	14
Lifting	16
Welding	20
Shop Equipment	22
Power Tools	28
Paint/Body Equipment	34
Brake Lathe/Tire Service	36

STOCKING CODE



= FACTORY SHIP

Items designated with the icon will be shipped direct from the factory.



MR. HEATER FORCED AIR KEROSENE HEATERS

50,000 BTU

#F270255 (MRH)

80,000 BTU

#F210180 (MRH)

140,000 BTU

#F210140 (MRH)



38,000 BTU

#F271350 (MRH)

60,000 BTU

#F271370 (MRH)

125,000 BTU

#F271390 (MRH)

MR. HEATER FORCED AIR PROPANE HEATERS

R-134A PRO MANIFOLD GAUGE & HOSE SET

- Professional-quality R-134a brass manifold gauge with metal knobs that meet all SAE specifications (1/2" ACME threads)



#429 (FRE)



HEAVY DUTY R-134A MANIFOLD & CHARGING HOSES

- XL 80mm dials
- 10 ft. red & blue hose & 8 ft. yellow hose
- Manual couplers



#6799 (FJC)



R-134A MANIFOLD HOSE KIT

- Brass manifold with easy to-grip handles
- R12/R134a gauges, PSI, and °F temp
- 1/2" ACME bottom ports
- Rear R-134a and 1/2" ACME fittings for holding hoses
- 90° manual couplers
- 72" R-134a hose set




#45111 (ROB)

ROBINAIR

SERVICE COUPLERS FOR R-134A

- 18190A - Low side coupler, blue actuator
- 18191A - high side coupler, red actuator



#18190A/
18191A (ROB)

ROBINAIR

UNIVERSAL REPLACEMENT GAUGES



Compound Gauge Pressure Gauge

#11794 (ROB)
Replaces 11692

#11795 (ROB)
Replaces 11693

AIR VAC R-12/R-134A

- Connect back fitting to compressed air source & front fitting to center hose of a standard manifold set attached to an A/C system
- Compressed air driven - no oil or moving parts



#34970 (ROB)

ROBINAIR

5 CFM VACUUM PUMP

- Two-stage performance using Twin-Port Technology™
- Lightning fast design removes moisture & non-condensable gases
- Lightweight, durable construction for easy Handling



#6912 (FJC)



VACUUM PUMP & GAUGE SET

- Set includes (1) #6909 3 cfm Vacuum Pump and (1) #6715B R-134a Brass Manifold Gauge Set in Box



#9281 (FJC)



DIAL THERMOMETER

- Easy-to-read
- 0° to + 220°F
- Pocket-clip carrying case for protection and easy access

1" dial face
#10597 (ROB)



1-3/4" dial face
#10945 (ROB)

ROBINAIR

R-1234YF ALUM. MANIFOLD GAUGE SET

- Aluminum
- 72" charging hoses
- Manual couplers



#6852 (FJC)

SERVICE COUPLERS

- R-1234yf service coupler
- Integrated safety sleeve, protects against refrigerant loss
- Compact design
- Provides a stable grip on the fitting

Low Side

#18122(ROB)



High Side

#18123 (ROB)



REFRIGERANT LEAK DETECTOR

- Entry-level leak detector that is compatible with most commonly used refrigerants today including R-1234yf and R-134a
- Audible alarm and stable sensor



ROBINAIR

#LD3 (ROB)

R-1234YF MANIFOLD GAUGE & HOSE SET

- Recalibrateable low and high-pressure gauges
- Storage case
- SAE approved hoses (72" blue, 72" red, 60" yellow)
- Quick-connect couplers



#CERTYF101-4 (FRE)

UNIVERSAL A/C DYE

- Four 1 oz. twist-on replacement cartridges
- Enough dye for 20 applications
- OEM-approved and SAE certified dye
- Service stickers included



#16356 (ROB)

ROBINAIR

REFRIGERANT LEAK DETECTOR

- Select leak detector features a new color graphic display that helps locate leaks using a unique bar graph mode to show the amount of refrigerant detected
- Audible alarm and inspection light



ROBINAIR

#LD5 (ROB)

VACUUM PUMP & GAUGE SET

- Contains R-1234yf Aluminum manifold gauge set with anti-flutter design, manual couplers and adapters and 72" hose
- Sparkproof 5.0 cfm Vacuum pump with Twin Port Technology 1/3 HP



#9281YF (FJC)

FIN STRAIGHTENER

- Handy six-in-one straightener cleans and straightens condenser and evaporator coil fins.
- Straightener sections are clearly marked for fin size.
- 8, 9, 10, 12, 14 and 15 fins per inch



#18403 (ROB)

ROBINAIR

REFRIGERANT LEAK DETECTOR

- Premium leak detector features a new color graphic display that helps locate leaks using a unique bar graph mode to show the amount of refrigerant detected
- Sweep mode allows user to trace back and forth to pinpoint leak
- Audible alarm and UV LED lights



ROBINAIR

#LD7 (ROB)

SPIN-ON NEW STYLE FILTER

Fits 17700A, 34134A,
34700 1999 machines



#34724 (ROB)

ROBINAIR

PREMIUM HIGH VACUUM PUMP OILS

Engineered to maintain
maximum viscosity at high
running temperatures



Quart Bottle
#13203 (ROB)

Gallon Bottle
#13204 (ROB)



ECONOMY R-134A RECOVERY, RECYCLING, RECHARGING

- Fully-automatic function
- Automatic oil drain - puts the oil in a graduated container showing the user how much needs to be injected back into the system
- Automatic air purge - eliminates damaging air
- Programmable vacuum function



#34288NI (ROB)

ROBINAIR

PREMIER R-134A RECOVERY, RECYCLING, RECHARGING

- Fully-automatic function
- Automatic oil drain
- Automatic oil inject
- Save & print before & after service data
- Visual and audible alarm



#34788NI (ROB)

ROBINAIR

PREMIUM A/C RECOVERY, RECYCLING, RECHARGING

- Fully-automatic function
- Automatic dye inject
- Automatic oil measure & inject
- A/C system flush
- Save & print before & after service data
- Indicator light & notification alarm



#34988NI (ROB)

ROBINAIR

R-1234YF RECOVERY, RECYCLING, RECHARGING

- Fully-automatic function
- Automatic oil drain
- Refrigerant identifier
- 98.5% recovery efficiency



#AC1234-4 (ROB)

ROBINAIR

CONNECTED R-1234YF ACS MACHINE

- Fully-automatic function
- Automatic oil drain
- Automatic refrigerant refill
- Integrated refrigerant identifier
- New 10" capacitive LCD touch screen
- Incorporated Wi-Fi and Bluetooth



#AC1234-9 (ROB)

ROBINAIR

LEVER GREASE GUN

- Jam-proof toggle prevents binding or accidental bending of plunger
- Cast iron pump head for strength and durability

#1142 (LIN)

DELUXE LEVER GREASE GUN

- Same as #1142, with grip handle & vent valve

#1148 (LIN)



LEVER GREASE GUN

- Same features as #1142
- 18" whip hose & coupler
- Flip-over follower set for cartridge use

#1147 (LIN)



LINCOLN

LEVER GREASE GUN

- Thumb-operated switch to toggle high-pressure and high-volume positions
- Provides quick and efficient lubrication
- Quick-prime design has the tool operational immediately

#1154 (LIN)



LINCOLN

PISTOL GRIP GREASE GUN

- Fast, one-handed operation
- 18" whip hose and coupler
- Features & benefits of Lincoln lever type grease guns

#1134 (LIN)



LINCOLN

GUARDIAN GREASE GUNS

STANDARD, LEVER-ACTION GREASE GUN

#G100 (LIN)

MINI PISTOL GRIP GREASE GUN

#G110 (LIN)

SUCTION GUN

#G150 (LIN)



HEAVY DUTY PISTOL GRIP GREASE GUN w/4" RIGID PIPE EXTENSION

#G112 (LIN)

HEAVY DUTY PISTOL GRIP GREASE GUN w/18" FLEX HOSE

#G113 (LIN)

FULLY AUTO PNEUMATIC GREASE GUN

- Fully auto, continuous operation
- Variable speed trigger
- Accessible check valve assembly
- 30" high pressure hose w/ coupler and attachment clip
- Pump ratio: 40:1 at 150 PSI

#1162 (LIN)



LINCOLN

GREASE PUMP

- 40 to 1
- Clamps to 25-50 lb. pail
- 7' connecting hose
- Includes follower plate

#4489 (LIN)



LINCOLN

IMPACT FITTING CLEANER

- Clears hardened grease from fittings and joints
- Includes steel drive cylinder, hardened piston, safety shield, high pressure hose, spare drive seals, #5852 coupler

#5805 (LIN)



HD CHASSIS GREASE PUMP

- 50 to 1
- Will dispense 45oz or 80 cubic inches of NLGI 0-2 grease/minute at 150 psig
- Assures positive prime at lowest temperature

#917 (LIN)



LINCOLN

LEVER ACTION BUCKET PUMP

- Fits 25-50 lb. buckets
- Includes pump, drum cover & 4' delivery hose
- 18" drum cover

#G400 (LIN)



LINCOLN

HD GREASE CONTROL VALVE

- 7500 PSI maximum operating pressure
- All steel handle, body and guard bracket provides durability & longevity

#740 (LIN)



LINCOLN

LOW-PROFILE TRUCK DRAINS

- Offer a low-profile design for capturing used fluids
- 17 gallon capacity reservoir
- 20" x 29" area for capturing fluids and 7 3/4" tall

Truck Drain
#3665 (LIN)

Truck Drain w/ Electric Pump
#3669 (LIN)



12V LI-ION POWERLUBER

- Lithium-ion battery for maximum power
- Balanced, lighter-weight design
- Delivers grease at up to 8,000 PSI

Dual Battery Unit
#1264 (LIN)

12V Battery
#1261 (LIN)

LINCOLN



20V POWERLUBER GREASE GUN

LINCOLN



- Delivers grease at up to 10,000 psi in both high and low-output settings
- Liquid crystal display (LCD) accurately indicates standard readings such as battery level and grease flow
- New three-point base keeps the tool upright and stable for easy handling

*Dual
Battery Unit*
#1884 (LIN)

*AC
Charger*
#1870 (LIN)

*20V Li-Ion
Battery*
#1871 (LIN)

*20V Li-Ion
4.0 Ah Battery*
#1872 (LIN)

*20V Field
Charger*
#1875A (LIN)

20V LI-ION POWERLUBER

LINCOLN



- Two-speed motor delivers grease at up to 10,000 psi
- New three-point base keeps the tool upright and stable for easy handling
- Redesigned, high-torque powerhead

*Dual
Battery Unit*
#1888 (LIN)

*AC
Charger*
#1870 (LIN)

*20V Li-Ion
Battery*
#1871 (LIN)

*20V Li-Ion
4.0 Ah Battery*
#1872 (LIN)

*20V Field
Charger*
#1875A (LIN)

20V MAX GREASE GUN KIT

- Motor that delivers up to 10,000 max PSI
- High-volume pump pushes up to 5.0 oz/min for high-flow applications
- Variable speed trigger
- 42 in. flexible hose



#DCGG571M1 (DEW)

12V MAX - 20V MAX LITHIUM ION BATTERY CHARGER

- Charges all Dewalt 12V - 20V MAX Li-Ion batteries
- Charges the battery in 90 minutes or less



#DCB115 (DEW)

20V MAX XR® LITHIUM ION BATTERY PACK

- Provides up to 33% more capacity than standard 20V MAX battery packs
- Maximum productivity and less downtime



#DCB204 (DEW)

LUBRICATION

12V STANDARD DUTY DC PUMP

- 2" NPT, no tank adapter needed
- Delivers up to 13 GPM/49 LPM
- Includes hose & nozzle



UL Listed!

#SD1202H (FIL)

FILL-RITE

12V BARREL PUMP

- 12 volt with 15 ft. battery cables
- Telescoping suction pipe
- 15 GPM
- Includes hose & nozzle



UL Listed!

#FR1210H (FIL)

FILL-RITE

12V HIGH FLOW PUMP

- High flow rate of 20 GPM (76 LPM)
- Low 22 amp draw
- 1/4 HP, 12 volt DC motor
- Includes hose & nozzle



UL Listed!

#FR4210H (FIL)

FILL-RITE

12 - 24V TRANSFER PUMP

- Continuous duty for fuel transfer
- 25 gpm / 95 lpm
- 12 to 24V DC
- Improved suction lift



#NX25-DDCNB-AA (FIL)

12V DC PORTABLE PUMP

- Up to 8 GPM
- Gasoline, diesel, biodiesel, kerosene and E15
- Aluminum construction
- Low profile



#RD812NP (FIL)

FILL-RITE

110V TRANSFER PUMP

- Up to 20 gallons per minute



UL Listed!

#FR700V (FIL)

BARREL PUMP

- Vacuum breaker
- Bung adapter
- 3/4" outlet
- 100 strokes per 20 gallon
- 8 ft. hose and nozzle included



#FR152 (FIL)

HD LEVER ACTION BARREL PUMP

- Fits 30-55 gallon drums
- Pump delivers 10 oz. per stroke
- Corrosive-resistant finish prevents rusting
- Curved metal spout features threads to fit all garden hoses



#G401 (LIN)

**LINCOLN
GUARDIAN**

ROTARY BARREL PUMP

- Cast iron pump head for transferring petroleum-based, non-corrosive fluids
- Delivers approximately 1 gal. per 18 revolutions of handle
- Great for commercial, automotive & industrial use



#G402 (LIN)

**LINCOLN
GUARDIAN**

18 GAL. USED FLUID RECEIVER

- 18 gallon tank
- Large 14"/2.5 gal. bowl
- Uses standard shop air
- Excellent mobility, easy bowl positioning, simple pressurized evacuation



#3601 (LIN)

LINCOLN

DEF HAND LEVER PUMP

#FRHP32V (FIL)

**DISCHARGE
HOSE KIT**

#KITHA32V (FIL)



FILL-RITE

12V DEF DISPENSER

- In-line meter, auto nozzle DC system
- 30 min. on/ 30 min. off duty cycle
- Comes with: nozzle boot & bracket, RPV, 5' suction hose and 20' discharge hose
- 8 GPM



#DF012CAT520B (FIL) **FILL-RITE**

DEF LEVER ACTION PUMP

- Locking ring enables optimal pump positioning
- Pump package includes premium non-kink, 6' hose with 3/4" outlet nozzle that its all standard DEF reservoirs
- The pump's threaded 2" bung mounts securely to bulk DEF tanks



#1392 (LIN)

MEGASHOT PRESSURE WASHER

- 3,000 PSI
- 2.4 GPM
- Honda GCV160 engine
- Welded frame construction
- 12" never-flat tires
- 25' x 1/4" MorFlex® hose



#MS60809S (COL)

POWERSHOT™ COMMERCIAL PRESSURE WASHER

- 3,500 PSI
- 2.5 GPM
- Honda GX200 engine
- Powder coated steel frame
- 10" premium pneumatic tires
- 25' x 5/16" MorFlex® high pressure hose



#61002 (COL)

ELECTRIC MOBILE PRESSURE WASHER



- Stainless steel tank shell
- Float tank with lid
- Stainless steel pump and motor console
- Belt driven triplex oil bath plunger pumps
- Low water burner protection
- Pressure relief valve
- Adjustable soap control
- Four wheel pneumatic tires

Model	Motor	Volt	PSI	GPM
216 RS	2.3 hp	115/1	1600	2.0
420 RS	5.0 hp	230/1	2000	3.8

#216RS (WHI)

#420RS (WHI)

INDUCTIVE TIMING LIGHT

- Check timing, diagnose a no-spark condition, check for electronic advance/retard and more
- Allows for easier and better aiming at the timing mark
- Tests up to 9,990 RPM



INNOVA

#3551 (INN)



ADVANCE TIMING LIGHT

- Check base timing, mechanical advance or retard, and electronic advance or retard
- Allows for easier and better aiming at the timing mark
- Tests up to 9,990 RPM



INNOVA

#3555 (INN)



FUEL INJECTION PRESSURE TEST KIT

- Large, easy-to-read gauge with 0 to 100 psi (0 to 700 kPa / 0 to 6.9 bar) scale
- Manual pressure release
- High-pressure braided hose with solid brass fittings



LINCOLN

#MV5515 (LIN)



COMPRESSION TEST KIT

- Manual pressure release for maintaining peak readings
- Large easy-to-read gauge face with multi-colored scales
- Professional-grade threaded adapters for leak proof seals
- Quick-disconnect coupler speeds up cylinder changes



#MV5520 (LIN)

LINCOLN



CAN OBDII DIAGNOSTIC SCAN TOOL

- Works with MOST 1996 and later models, including American, European and Asian vehicles
- Supports all OBD2 protocols including the newer (CAN) Controller Area Network
- Reads your Diagnostic Trouble Codes
- Turns off check engine light
- Erases trouble codes and resets the OBD2 system



#W2977 (WIL)

PT
Performance Tool



OBD II POCKETSCAN® PLUS

- Compatible with 1996 and newer import & domestic vehicles as well as '94 & '95 OBD II compliant vehicles
- Reads/Erases codes
- Displays emissions & MIL status
- OBD II cable (attached), & manual included



#CP9660 (SNT)

actron

OBD II AUTOSCANNER PLUS

- Compatible with 1996 and newer import & domestic vehicles as well as '94 & '95 OBD II compliant vehicles
- CodeConnect® - 26 million fixes
- LIVE real-time data
- Record & playback live data
- ABS codes & definitions
- Read & display VIN, CVN, and Cal ID



#CP9680 (SNT)

actron

HIGH VOLTAGE MULTI-METER

- Safely troubleshoot a variety of automotive, household and shop electrical circuits
- Verify voltage on engine sensors, ignition, fuel systems and charging systems
- Digital LED display, UL listed leads and probes
- Automatic reverse polarity indication



#W2972 (WIL)

PT
Performance Tool

DIGITAL MULTI-METER TESTER

- AC & DC volt measurement, DC current measurement, resistance measurement, diode test & Ohms
- LCD, on/off switch and two 32" test leads
- Low battery and over range indicators
- Automatic zero adjust
- 9V battery included



#W2974 (WIL)

PT
Performance Tool

DIAGNOSTIC/TEST EQUIP. **TOOL TALK**

SCAN TOOL AND CODE READER FOR HEAVY TRUCK

- Read and clear HD standard trouble codes
- Display code descriptions
- Display and graph live data
- Record and play back data
- Class 4 – Class 8 truck coverage featuring “Automatic Protocol Search”
- HD J1587 / J1708 and J1939 CAN, engine, transmission/ABS coverage & more
- Global OBD II Quick Test
- Gasoline and diesel engine coverage



OTC

#1699200240 (OTC)

ADS 525X DIAGNOSTIC SCAN TOOL

- Complete Domestic/Asian/Euro coverage as far back as 1976
- Approved by FCA to unlock Secure Gateway (SGW) protected vehicles
- First year sub. included plus 30-day free trial of Enhanced sub.
- Upgrade to Enhanced sub. to unlock full access to wiring diagrams and Repair-Source, OEM service and repair info library
- Fastest performance with Quick-Scan, Android 9 OS or higher, latest hardware/software technology
- Ultra crisp 8 inch vibrant, high definition display with full widescreen viewing



OTC

#3945 (OTC)

ADS 625X DIAGNOSTIC SCAN TOOL

- Complete Domestic/Asian/Euro coverage as far back as 1976
- Approved by FCA to unlock Secure Gateway (SGW) protected vehicle
- First year sub. included plus 30-day free trial of Enhanced sub.
- Upgrade to Enhanced sub. to unlock full access to wiring diagrams and Repair-Source, OEM service and repair info library
- Over 14 hours of battery runtime with over weeks of standby
- Fastest performance with Quick-Scan
- Ultra crisp 10 inch vibrant, high definition display
- Wireless J2534-compliant VCI included
- Lifetime Warranty



OTC

#3975 (OTC)

ADS 325 SCAN TOOL

- Full system coverage for Domestic, Asian and European vehicles covering all makes/models
- One touch Auto ID, read/clear DTCs and DTC types from all controllers, view data PIDS, perform bi-directional controls, calibrations, resets, relearns provides complete diagnostic needs
- On-tool and online repair information: confirmed fixes, maintenance procedures (brake/battery/TPMS/tune-up specs other), component locations, key reprogramming, TSBs, etc
- OBD II cable with light and voltmeter
- Ultra-crisp 7" high-resolution display



OTC

#3925 (OTC)

ADS 625 SCAN TOOL

- Full system coverage for Domestic, Asian and European vehicles covering all makes/models
- Auto ID VINs, read all DTC types from all controllers, view data PIDS, perform bi-directional controls, calibrations, resets, relearns provides complete diagnostic needs
- Wireless VCI allows for freedom to move anywhere
- Industry-leading full color OE system wiring diagram access at your fingertips
- On-tool and online repair information:
- OBD II cable with light and voltmeter
- Ultra-crisp 10" high-resolution display



OTC

#3970 (OTC)

ESI[TRUCK] HEAVY DUTY DIAGNOSTIC SOLUTION WITH HDS 1000 TABLET

- Extensive make, model, engine, and system coverage - for North American commercial vehicles / heavy duty trucks
- Enhanced bidirectional controls, including diesel particulate filter (DPF) regeneration, cylinder cut-out, injector coding, component actuation, special tests, and more
- HDS 1000 Windows 10 touchscreen
- Intel Celeron N3160 Processor - 64-Bit Quad Core
- 4GB memory with 128 GB Flash Disk
- Ultra-crisp high-resolution display



OTC

#3824A (OTC)

BATTERY EQUIPMENT

6/12V, 6/2 AMP SMART CHARGER



- 6 and 12 Volt Operation
- 6 amp high; 2 amp low charge rate
- Automatic operation
- Properly charges multiple battery types
- Smart clamp technology for ease and safety
- Polarity protection
- Soft start mode for deeply discharged batteries
- LED progress bar alert to charging progress
- Unique, lightweight design
- Integrated cable management

#4506 (SLR)

SOLAR

12V, 12/6/2 AMP SMART CHARGER

- 12 Volt Operation
- 12 amp fast; 6 amp medium; 2 amp low charge rate
- Automatic operation
- Properly charges multiple battery types
- Smart clamp technology for ease and safety
- Polarity protection
- Soft start mode for deeply discharged batteries
- Digital display alerts to charging progress
- Unique, lightweight design
- Integrated cable management



#4512 (SLR)

SOLAR

12V, 20/10/2 AMP SMART CHARGER

- 12 Volt Operation
- 20 amp fast; 10 amp medium; 2 amp low charge rate
- Automatic operation
- Properly charges multiple battery types
- Smart clamp technology for ease and safety
- Polarity protection
- Soft start mode for deeply discharged batteries
- Digital display alerts to charging progress
- Unique, lightweight design
- Integrated cable management



#4520 (SLR)

SOLAR

PRO-LOGIX BATTERY CHARGERS / MAINTAINERS

- 6 and 12 Volt battery charging
- Fully automatic operation
- Advanced multi-phase charging process
- Properly charges all battery types
- Soft Start Mode
- Recondition Mode



10/6/2 AMP

20/10/2 AMP

#PL2310 (SLR)

#PL2320 (SLR)

ON-BOARD BATTERY CHARGER

- Maintain 12 volt batteries without overcharging
- Fully automatic- LED charge status



#1002 (SLR)

SOLAR

POWER SUPPLY & BATTERY CHARGER

- 12 Volt
- 60/40/10 charge rates
- 100A flashing power supply
- Automatic charging
- Extra long 13' cables



#PL6100 (SLR)

SOLAR

12V, 20/10/2 AMP BATTERY CHARGER

- 12 Volt battery charging
- 12 Volt engine starting assistance
- 20/10/2A charge rates
- 20A fast charge rate is ideal for charging large batteries
- Fully automatic operation



#PL2545 (SLR)

SOLAR

12V WHEELED CHARGER

- 12 Volt
- 40/20/5A charge rates
- 200A of Engine Starting Assistance
- Ammeter displays charging process
- Full size clamps penetrate battery corrosion



#4735 (SLR)

SOLAR

12V/24V WHEELED CHARGER

- 12/24 Volt
- 40/20/2/200 charge rates
- 200A of Engine Starting Assistance
- Fully automatic operation
- Digital display



#4745 (SLR)

SOLAR

12V/24V WHEELED CHARGER

- 12/24 Volt
- 60/40/10/250 12V charge rates
- 20/10 24V charge rates
- Fully automatic operation



#PL3760 (SLR)

SOLAR

500A CARBON PILE BATTERY TESTER

- Variable load capacity to 500A
- Tests batteries to 1000CCA
- Enables starter and alternator assessment



#1874 (SLR)

SOLAR

6/12/24V CARBON PILE LOAD TESTER

- Variable load capacity to 1000A
- Tests batteries to 2000CCA
- Enables starter and alternator assessment



#1876 (SLR)

SOLAR

BATTERY TESTER

- 100 amp load tester
- Tests batteries to 1000 CCA



#1852 (SLR)

SOLAR

12V BATTERY TESTER

- Operating range of 7-15 volts
- Capability to test batteries rated between 40-1200 cca



#BA9 (SLR)

SOLAR

DIGITAL BATTERY TESTER

- Quick 1-second initial results
- 125-1400 CCA range
- Analyze starting/charging system voltages
- Tests 12V batteries
- Temperature and low charge compensation
- Detects and identifies loose leads and bad cells



#3183 (OTC)

OTC

DIGITAL BATTERY TESTER w/PRINTER

- Complete testing solution for 12 Volt batteries and systems
- 6.5-15V operating range
- 100-1400 CCA capacity
- Temperature compensation
- Long 36" leads
- Integrated printer



#BA227 (SLR)

SOLAR

SOLAR POWER INVERTERS



#PI5000X (SLR)
500 Watt



#PI10000X (SLR)
1,000 Watt



#PI15000X (SLR)
1,500 Watt

#PI20000X (SLR)
2,000 Watt

#PI30000X (SLR)
3,000 Watt

SOLAR

BATTERY EQUIPMENT

12-VOLT ULTRA-PORTABLE JUMP STARTER

- Store anywhere, take anywhere unit
- 900 peak amps
- Weighs just 9 lbs.
- Features a flashlight, 12v outlet and full size clamps



#JNC300XL (SLR)

SOLAR

12-VOLT LITHIUM JUMP STARTER

- 450 start assist amps
- 24" cable reach
- Dual USB
- Automatic charging



#JNC325 (SLR)

SOLAR

12-VOLT BOOSTER PAC

- 1100 peak amps
- 300 cranking amps
- 19" AWG cables
- Lightweight



#ES2500 (SLR)

SOLAR

HD 12-VOLT BOOSTER PAC

- 1500 peak amps
- 400 cranking amps
- 43" AWG cables
- High performance battery



#ES5000 (SLR)

SOLAR

TRUCK PAC HD JUMP STARTER

- 3000 peak amps
- (2) 22 amp hour batteries
- LED battery status indicator
- Automatic recharging
- 54" heavy-duty cable
- Industrial grade, Hot Jaw™ clamps
- DC outlet to power a variety of 12 Volt accessories



#ES6000 (SLR)

SOLAR

12V JUMP STARTER w/ AIR SYSTEM

- 1100 peak amps
- 300 cranking amps
- Extra long cables
- Clore PROFORMER battery technology
- 24" air hose



#JNC550A (SLR)

**JUMP
n Carry**

JUMP-N-CARRY® 4000

- 1100 peak amps
- High impact ABS plastic case
- Features the Proformer Battery



#JNC4000 (SLR)

**JUMP
n Carry**

JUMP-N-CARRY® PRO 660

- 425 cranking amps
- 1700 peak amps
- Weighs only 18 lbs.



#JNC660 (SLR)

**JUMP
n Carry**

JUMP-N-CARRY® 770R

- 425 cranking amps
- 1700 peak amps
- Heavy duty PowerJaw™ clamps



#JNC770R (SLR)

**JUMP
n Carry**

JUMP-N-CARRY® 1224

- Choice between 12 & 24 volt power
- 3000 peak amps @ 12 volt
- 1700 peak amps @ 24 volt



**JUMP
n Carry.**

#JNC1224 (SLR)

JUMP-N-CARRY® 8550

- Ultracapacitor power supply
- 550 start assist amps
- 46" AWG cables
- Heavy-duty PowerJAW™ clamps



**JUMP
n Carry.**

#JNC8550 (SLR)

BATTERY CHARGER/ MAINTAINER

- 800mA charging rate
- Fully automatic operation
- Multi-staging operation
- LED status display



SOLAR.

#4501 (SLR)

BATTERY CHARGER/ MAINTAINER

- 12 Volt battery charging
- Fully automatic operation
- Advanced multi-phase charging process
- Soft Start Mode
- Recondition Mode
- Reverse Polarity Protection and Battery Fault Detection



SOLAR.

#PL2112 (SLR)

BATTERY CHARGER/ MAINTAINER

- 6/12 Volt, 2.5 AMP
- Fully automatic operation
- Multi-staging operation
- LED status display



SOLAR.

#4502 (SLR)

BATTERY CHARGER/ MAINTAINER

- 6/12 Volt, 4.0 AMP
- Advanced multi-phase charging process
- Recovery & battery repair modes
- Smart clamp technology



SOLAR.

#PL2140 (SLR)

BATTERY CHARGER / MAINTAINER

- 12 and 24 Volt battery charging
- Fully automatic operation
- Advanced multi-phase charging process
- Properly charges all battery types
- Soft Start Mode for severely depleted batteries
- Recondition Mode rejuvenates distressed batteries




SOLAR.

10/6/2 AMP

#PL2410 (SLR)

BATTERY MAINTENANCE STATION

- 12 Volt
- 2.0 AMP x 4 Channel
- Automatic operation
- Independent channels
- Sealed case
- Soft and recondition routines



#PL4020 (SLR)

- 6/12 Volt
- 5.0 AMP x 4 Channel

#PL4050 (SLR)



COMPRESSOR/AIR LINE

20 GALLON OIL FREE VERTICAL COMPRESSOR

- 1.5 HP oil free direct drive induction motor
- 4.8 SCFM @ 40 PSI
- 3.5 SCFM @ 90 PSI
- 125 Max PSI
- 7 in. wheels
- 20 gallon ASME certified tank



POWERMATE.

#VLF1582019 (COL)

30 GALLON PORTABLE ELECTRIC AIR COMPRESSOR

- Long-lasting induction motor provides powerful performance
- Easy to start and able to drive high pump performance helps to ensure trouble-free operation
- Equipped with 2-piece cooling system, to lower operating temperatures and increase life of pump
- Provides highest CFM output for direct-drive class



#DXCMLA1983012 (COL)

20 GALLON CAST IRON OIL LUBRICATED

- Cast iron, V-twin cylinder, oil lubricated pump
- Heavy duty induction motor
- Dual voltage motor



POWERMATE.

#PP1682066.MN (COL)

4 GALLON OIL LUBED w/EXTRA VALUE KIT

- Heavy duty oil lubricated, direct drive pump
- Long life induction motor wired 120 volt
- Extra Kit Includes: 25 ft. recoil air hose, blow gun w/ OSHA safety nozzle, inflation needle and adapter fitting, dual tire chuck, quick coupler, 1/4 in. NPT male and female thread connector and thread sealant



POWERMATE.

#VSF1080421 (COL)

30 GALLON GAS POWERED

- 30 gallon ASME horizontal tank
- 14HP electric start, Kohler engine
- 23.2 CFM @ 175 PSIG



Kohler engine - shown
#HGR7-3K (CAC)

With 13hp Honda Engine
#HGR7-3H (CAC)

CHAMPION CGD AIR DRYERS

- Eliminates 99.2% of moisture from compressed air
- Filtration packages available too
- Available 25-150cfm
- 110 volt 1 phase
- 2 year standard warranty



*Call store for price
and proper sizing.*

5HP CENTURION II AIR COMPRESSOR

- 80 gallon tank capacity
- 5 HP motor
- 3600 RPM Motor
- 17.3 CFM @ 175 PSI



#VRV5-8 (CAC)



5HP 230V 1 PHASE AIR COMPRESSORS

- 80 gallon tank capacity
- 5 HP motor
- 17.3 CFM @ 175 PSIG
- Mounted mag starter
- Available in horizontal or vertical
- 3-year warranty

Vertical - shown
#VR5-8 (CAC)

Horizontal
#HR5-8 (CAC)



7.5HP 230V 1 PHASE

- 7.5 HP
- 3100 RPM motor
- 22.4 CFM @ 175 PSI
- 23 CFM @ 125 PSI
- 80 gallon tank



#VRV7F-8 (CAC)



7.5HP 230V 1 PHASE ADVANTAGE

- 7.5 HP
- 23.1 CFM @ 175 PSI
- Mounted mag starter
- Auto tank drain
- Low oil level monitor
- Vibration isolators
- Air cooled aftercooler
- 3-year warranty



#VR7F-8 (CAC)



10HP 230V 3 PHASE AIR COMPRESSORS

- 120 gallon tank capacity
- 10 HP motor
- 1800 RPM motor
- 36.6 CFM @ 125 PSI
- 32 CFM @ 175 PSI

Vertical - shown
#VRV10-12 (CAC)

Horizontal
#HRV10-12 (CAC)



10HP 230V 3 PHASE ADVANTAGE

- 120 gallon tank
- 10 HP motor
- 34.8 CFM @ 175 PSIG
- Mounted mag starter
- Auto tank drain
- Air cooled aftercooler
- 3-year warranty



#HR10-12 (CAC)



LIFTING EQUIPMENT

2 POST ASYMMETRIC LIFT

- Surface mounted, frame contact lift
- Electro-hydraulic operation



10,000 LB. CAPACITY

Please Call for
Cost of Installation
#SPOA10 (ROT)



10,000 LB. CAPACITY LIFT

- Spot-Rite™ 3-stage front arm design
- Includes adjustable frame contact adapters
- Adapter storage bracket kit
- Hydraulic cylinders in each column



10,000 LB. CAPACITY

Please Call for
Cost of Installation
#I10 (ROT)



VERSYMMETRIC 10,000 LB. 2 POST LIFT

- Lift cars, trucks or SUVs in same bay
- Also available in 12,000 & 15,000 symmetric models



#VLE10 (CHL) 10,000 lb.

#E12 (CHL) 12,000 lb.



2 POST ASYMMETRIC LIFT

- 3 stage front and 2 stage rear arms



#SA10 (CHL)



1 TON CHAIN HOIST

- HD construction
- Heat treated bushings & bearings
- 8 ft. lift range



W4005DB (WIL)



1 TON POWER PULL

- 18:1 leverage
- 12 ft. lift
- 3/16" galvanized aircraft cable

#18500 (AGM)

2 TON POWER PULL (Not Shown)

- 36:1 leverage
- 6 ft. lift
- 3/16" galvanized aircraft cable

#18600 (AGM)



CHAIN PULLERS

- High quality, rugged steel, designed for close quarter pulling, lifting and dragging
- Long handle, minimal lever pull effort

3/4 Ton
#605 (AGM)

1-1/2 Ton
#615 (AGM)

3 Ton
#635 (AGM)



20 TON SHORT BOTTLE JACK

- Low height 7.5"
- High height 13.8"
- Fully welded base
- Built-in safety valve protects against ram over-extension



SUNEX®
T O O L S

#4420S (SUN)

HYDRAULIC BOTTLE JACKS

- Fully welded base for durability and extended life
- Extension screw adjusts to desired work height
- Built-in safety valve protects against ram over-extension

SUNEX®
T O O L S

2-T JACK
#4402 (SUN)



4-T JACK
#4404 (SUN)



6-T JACK
#4406 (SUN)



8-T JACK
#4408 (SUN)



12-T JACK
#4412 (SUN)



20-T JACK
#4420 (SUN)



20 TON AIR BOTTLE JACK

- Fully welded base for durability and extended life
- Extension screw adjusts to desired work height
- Powerful pump-free air motor conveniently lifts ram to desired height



SUNEX®
T O O L S

#4420AH (SUN)

RATCHETING JACK STANDS

- Square based frame
- Ductile steel column posts
- Self-lock ratchet stud

3 Ton
#1003C (SUN)



6 Ton
#1006C (SUN)

SUNEX®
T O O L S

12 TON CAPACITY JACK STANDS

- Ductile steel column posts
- Self-lock ratchet stud
- Heavy duty welded base
- Saddle provides maximum load control



#1012C (SUN)

SUNEX®
T O O L S

22 TON CAPACITY JACK STANDS

- Flat base with telescopic tubes
- Modified V shaped saddle
- 22 ton capacity
- Low height 11.8"
- High height 19.7"



SUNEX®
T O O L S

#1522A (SUN)

1.5 TON SCISSOR JACK

- Lift range 4-15"
- Oversize base for stability and support
- Sturdy steel construction
- Meets or exceeds ASME PALD-2009 standards



#W1600 (WIL)

PT®
Performance Tool

2 TON COMPACT TROLLEY JACK

- 4,000 lb capacity
- 13" maximum height
- Swivel casters for easy positioning



#W1606 (WIL)

PT®
Performance Tool

LIFTING EQUIPMENT

4000 LB. FLOOR JACK

- 4,000 lb. capacity
- Maximum height 15"
- Swivel casters for easy positioning



#W1614 (WIL)

PT
Performance Tool

2 TON LOW PROFILE JACK

- Great for cars & light duty trucks
- 2-3/4" to 20" lift range
- Dual pumps for faster lift
- Extended side flange
- Swivel casters
- Rubber saddle pad



#W1642 (WIL)

PT
Performance Tool

2 TON ALUMINUM SERVICE JACK

- Lightweight service jack
- Rapid-Rise™ Technology with dual pump pistons for fast saddle rise to load
- Thick frame side plates and reinforced lift arm
- 3.85" to 20" lift range



#6602ASJ (SUN)

SUNEX
TOOLS

2 TON LOW PROFILE JACK

- 2.75" to 24" lift range
- True low - profile chassis
- Low min. height ideal for sports cars and flat tires
- ASME-PALD for product safety



#6602LP (SUN)

SUNEX
TOOLS

2.25 TON TROLLEY JACK

- 4,500 lb capacity
- Steel lifting saddle with 360 degree swivel
- Clean and easy storage with included blow molded plastic case



#W1611 (WIL)

PT
Performance Tool

2.5 TON JACK

- 5" to 15.5" lift range
- Swivel casters for easy positioning
- Durable flanged steel frame



#W1640 (WIL)

PT
Performance Tool

2.5 TON GARAGE SERVICE JACK

- 5,000 lb capacity
- 19 1/4" maximum height
- Heavy duty construction



#W1612 (WIL)

PT
Performance Tool

3 TON CAPACITY SERVICE JACK

- A heavy duty jack that features extra wide front wheels
- Round saddle made from stamped steel
- Heavy gauge steel frame
- Heavy duty swivel rear casters



#6603 (SUN)

SUNEX
TOOLS

3.5 TON LOW PROFILE JACK

- 3.5" to 20.5" lift range
- Double-pump mechanism for quick lifting
- Rubber saddle pad included



#W1645 (WIL)

PT
Performance Tool

3 TON ALUMINUM FLOOR JACK

- 3.8" to 19.3" lift range
- Full aluminum body
- Rapid-Rise Technology™
- 2 piece pump handle for extra pump leverage



SUNEX®
T O O L S

#6603ASJ (SUN)

3.5 TON SERVICE JACK w/QUICK LIFT

- 6 full strokes to raise lift arm to maximum height
- Dual piston power unit



SUNEX®
T O O L S

#66037 (SUN)

5 TON SERVICE JACK

- Full swivel ball bearing rear casters
- Safety overload system
- Foot pedal operation
- Uniweld constructed hydraulic assembly
- Low lift 5"; High 22"



SUNEX®
T O O L S

#6604 (SUN)

22 TON AIR/HYDRAULIC TRUCK JACK

- Low height 9"; raised height 17"
- Chrome plated lift arm
- Self-retracting ram springs
- Push valve lever
- 3 position lock lever



SUNEX®
T O O L S

#6622 (SUN)

22 TON AIR/HYDRAULIC TRUCK JACK

- Low height 8.75"; Raised height 22.2"
- Full air actuation
- Springless design eliminates wear
- Improved air retraction system
- Sturdy 1-piece handle



SUNEX®
T O O L S

#6822 (SUN)

20 TON AIR/HYDRAULIC TRUCK JACK

- 20 ton @ 100 psi
- Low height 8.661"; raised height w/adaptor 23.35"
- Narrow chassis design
- 5" diameter composite wheels
- Self-retracting ram



SUNEX®
T O O L S

#6623 (SUN)

44 TON TRUCK AXLE JACK

- Low height 8.25"; raised height 21.05"
- Springless ram design
- Flash chromed ram is rust prohibitive
- Sturdy 1-piece handle



SUNEX®
T O O L S

#6744 (SUN)

1200 LB. CAPACITY TRANSMISSION JACK

- Low height 6.3"
- Versatile saddle design allows for total adjustments in every direction
- 360 degree rotation of handle



SUNEX®
T O O L S

#7750C (SUN)

LIFTING EQUIPMENT

1.5 TON CAPACITY TRANSMISSION JACK

- Used for removal, installation & moving of HD diesel truck transmissions
- Low height 8.62"; raised height 36.62"
- Wide chassis for load distribution
- Slow controlled lowering of load



SUNEX®
T O O L S

#7752C (SUN)

2 STAGE TELESCOPIC TRANSMISSION JACK

- 1000 lbs. capacity
- Handles all passenger car, van, and light truck automotive transmissions, FWD transaxles and any air-cooled VW engines
- Greater lift range
- Low height 35.5" to high height 79.5"
- NEW - Slow release valve



SUNEX®
T O O L S

#7793B (SUN)

300 LB. CAPACITY CLUTCH JACK

- 11.3" min height - the lowest on the market
- 2' wide stance for stability




SUNEX®
T O O L S

#7790 (SUN)

4 TON POWER JACK

- Light weight
- Low pick up
- 4" long lifting nose
- Safety shear pin



#14100 (AGM)

1000 LB. ENGINE STAND

- 4-wheel design
- Rotates 360° & locks in 6 positions
- HD reinforced mounting head



W41025 (WIL)

2 TON FOLDING ENGINE CRANE

- 4000 lb. capacity
- Adjustable boom with chain & hook
- Legs fold for easy storage
- Patented design



#W41029 (WIL)

WELDING EQUIPMENT

EASY WELD ADF WELDING HELMET

- 5.97 sq. in. viewing area
- DIN 9 to 13 shade selection
- Lightweight, impact resistant, fireproof



#55731 (FWP)

FORNEY INDUSTRIES

PRO CAMO ADF WELDING HELMET

- 10.44 sq. in. viewing area
- DIN 5 to 13 shade selection
- Lightweight, impact resistant, fireproof



#55936 (FWP)

FORNEY INDUSTRIES

VALOR ADF WELDING HELMET

- 5.97 sq. in. viewing area
- DIN 9 to 13 shade selection
- Lightweight, impact resistant, fireproof



#55861 (FWP)

FORNEY INDUSTRIES

SHOP FLAME II TORCH KIT

- Welds up to 1/2" and cuts up to 6"
- Features built-in reverse flow check valves
- Complete with 20' hose



#1705 (FWP)

FORNEY INDUSTRIES

COMMANDER HEAVY-DUTY TORCH KIT

- Ideal for maintenance, fabrication, plumbing and do-it-yourselfers



#1711 (FWP)

FORNEY INDUSTRIES

"TOTE-A-TORCH" OXY-ACETYLENE WELDING KIT

- Victor® compatible lightweight kit
- Welds up to 1/2"
- Cuts up to 4"
- Has 3/16" x 12 1/2" T-Grade twin hose



#1753 (FWP)

FORNEY INDUSTRIES

140 FC-I MIG WELDER

- 120V/140A
- Flux-Core Welding only
- Tweco® consumables
- Welds 24g up to 1/4"
- 6 mo. Warranty



#261 (FWP)

FORNEY INDUSTRIES

190 MIG WELDER

- 230V/190A
- Euro Connect Torch with Tweco® consumables
- Upgraded cast aluminum wire drive system
- Larger cabinet for easy access



#318 (FWP)

FORNEY INDUSTRIES

270 MIG WELDER

- 230V/45A
- Euro Connect Torch
- Transformer welder
- Spot timer for simple and consistent spot welding
- 2T/4T trigger



#319 (FWP)

FORNEY INDUSTRIES

242 DUAL MIG WELDER

- 230V/35A
- Euro Connect Torch
- Transformer welder
- Dual torch connections
- Spot timer for simple and consistent spot welding
- 2T/4T trigger



#327 (FWP)

FORNEY INDUSTRIES

140 MULTI PROCESS

- 120V/140A
- MIG, Stick & TIG
- Gas or gasless
- Welds up to 1/4"



#271 (FWP)

FORNEY INDUSTRIES

220 MULTI PROCESS

- 120V/230A
- MIG, Stick & TIG
- Welds up to 1/2"
- Digital display
- Full 3 year warranty



#410 (FWP)

FORNEY INDUSTRIES

WELDING EQUIPMENT

20P PLASMA CUTTER

- 120V/20A
- Cuts up to 1/4" mild steel
- Torch wrap, Air regulator, Moisture separator
- 6 mo. warranty



#251 (FWP)

FORNEY INDUSTRIES

40P PLASMA CUTTER

- 120V/240V output
- 3/8" - 5/8" cutting thickness
- Digital display
- 20 ft. plasma torch
- Full 3 year warranty



#440 (FWP)

FORNEY INDUSTRIES

220 TIG WELDER

- Stick & TIG
- Weld aluminum, mild steel, stainless steel
- Pulse welding - .1 to 30/second
- AC frequency and balance control
- Digital display



#421 (FWP)

FORNEY INDUSTRIES

SHOP EQUIPMENT

AUTOMOTIVE TEST & BLEED KIT

- Features newly updated Selectline hand vacuum pumps
- Performs numerous engine diagnostic & mechanical tests



#MV8000 (LIN)

SILVERLINE ELITE AUTOMOTIVE KIT

- Silverline Elite vacuum pump
- Brake bleeding accessories
- Master cylinder refill kit
- User's manual
- Custom molded case



#MV8500 (LIN)

mityvac

FLUID EXTRACTOR/DISPENSER

- 1.5L reservoir
- Cylinder marked with fluid levels
- Clear 16" hose
- Uses include: fluid transfers from master cylinders, power steering reservoirs and coolant reservoirs



#MVA6852 (LIN)

AIR OPERATED FLUID EVACUATOR

- Evacuates and dispenses most automotive liquids and chemicals, including transmission fluid, coolant, brake fluid, gear and engine oil



#MV7300 (LIN)

FLUID EVACUATOR/DISPENSER

- Utilizes compressed "shop-air" for dispensing and extracting
- Isolated flow control and pressure/vacuum switch valves
- Includes 12", 61.5" and 97.5" wands
- 2.5 gal (10L) capacity reservoir



#MV7110 (LIN)

mityvac

VACUUM BRAKE BLEED KIT

- Utilizes compressed "shop-air" for dispensing and extracting
- Includes accessories for extracting used brake fluid while refilling with new
- 2 qt. (2.5L) capacity reservoir



#MV7135 (LIN)

mityvac

COOLING SYSTEM PRESSURE TEST KIT

- Quickly reveals external cooling system leaks
- Detects internal leaks caused by blown head gasket, or cracked block or head
- Includes pressure pump w/2' hose
- (4) adapters
- Adapter wrench



#MV4530 (LIN)

mityvac

PROFESSIONAL WORKSHOP VISE

Ken-Tool



5 1/2"
#64055 (KEN)

6 1/2"
#64065 (KEN)

5" VISE
#MV-5 (WIL)

PT
Performance Tool

6" VISE
#MV-6 (WIL)

600 LB. HAND TRUCK



#34001 (AGM)

**AMERICAN
POWER PULL**

PLASTIC LOW PRO JEEPERS CREEPERS®

- Body-fitting design
- Six, pop-in style 2" urethane wheels
- Low profile, 7/8" clearance
- Super rugged, one piece plastic body
- Resistant to solvents, grease & fuel
- Optional light holder & tool tray available



#92102-BTB (LIS)

Lisle

LOW PROFILE PLASTIC CREEPERS

- Body-fitting for optimum comfort
- Urethane rollers inserted into steel bushings
- Low profile, 7/8" floor clearance
- Surface is resistant to solvents, greases and fuels



Low Profile Blue
#94102 (LIS)

Lisle

4 CASTER CREEPER

- Length-36"
- Powder coated black frame
- Cushioned red vinyl cover



#8504 (SUN)

SUNEX
TOOLS

6 CASTER CREEPER

- Length-40"
- Powder coated black frame
- Cushioned red vinyl cover with adjustable head rest



#8505 (SUN)

SUNEX
TOOLS

CREEPER SEAT

- Powder coated black frame
- Includes convenient parts storage tray



#8507 (SUN)

SUNEX
TOOLS

EZ SET PROFESSIONAL SHOP SEAT

- Easy height adjustment
- (5) 2 1/2" casters
- Large 15 1/4" diameter tool tray



#8509 (SUN)

SUNEX
TOOLS

TRACTOR SEAT

- Air cylinder for easy height adjustment
- (5) 3 1/2" heavy duty, chrome finish casters with rubber tread
- Large, reinforced 17" diam. 1" deep tool tray



#8514 (SUN)

SUNEX
TOOLS

INSPECTION CAMERA

- Useful for inspecting engine compartment, valves, A/C vents, plumbing pipes, under or around furniture & appliances, home theater installations, cable routing, pest control & machinery
- 2.4 in. color LCD monitor with 180 deg. image rotation and mirroring
- Submersible camera



#W50045 (WIL)

PT
Performance Tool

RATCHETING BRAKE PAD SPREADER

- Compress single, twin and quad disc brake pistons
- Easily switch the ratchet from spreading the plates to retracting the plates
- Includes 2 sizes of plates to fit most passenger and commercial vehicle on the road today
- The ratchet handle has full 360° swing



#W80110 (WIL)

PT
Performance Tool

5 GALLON TIRE BEAD SEATER

- Heavy duty ball valve on air inlet and exhaust port
- Simple, safe, and fast
- Works on tires up to 24.5"



#W10012 (WIL)

PT
Performance Tool

407 PC. O-RING ASSORTMENT

- Nitrile butadiene rubber
- Suitable for many hydrocarbons, fats, oils, gas, etc.
- Good abrasion resistance
- Resistant to compression
- High tensile strength



#W5202 (WIL)

PT
Performance Tool

STAINLESS STEEL DIGITAL CALIPER

- Measures outside, inside, step and depth
- Large, easy to read LCD display
- 0-6" Range (0-150mm) with SAE to metric conversion
- Battery included



W80152 (WIL)

PT
Performance Tool

2 SPEED ELECTRIC HOT AIR GUN

- Powerful heated airflow
- Dual temperature control
- 300°C & 500°C heat settings



W50076 (WIL)

PT
Performance Tool

1600 WATT HEAVY DUTY HEAT GUN

- Temp range between 1000 and 1100°F
- UL listed
- Detachable 3 position steel base
- Die cast housing



W50078 (WIL)

PT
Performance Tool

NON-CONTACT INFRARED THERMOMETER

- Measures surface temperature without making contact, Fahrenheit or Celsius
- Laser pointer for accuracy
- Easy to read digital display



#W89720 (WIL)

PT
Performance Tool

SOLDERING GUN KIT

- UL listed
- Pistol grip style
- Instant heat, 85 watts
- Includes extra tip



W2019A (WIL)

PT
Performance Tool

SOLDERING IRON

- For fine wiring, hobbies, models, etc.
- 30 Watt
- 750° tip temperature



59021 (FWP)

FORNEY INDUSTRIES

TORQUE WRENCHES

- 25-250 in. lb. **#M197 (WIL)**
- 3/8" drive
- 10-100 ft. lb. **#M198 (WIL)**
- 3/8" drive
- 30-250 ft. lb. **#M199 (WIL)**
- 1/2" drive



1/2" CLICK TORQUE WRENCH



#M200DB (WIL)



1/4" DRIVE 250 IN./LB. TORQUE WRENCH

- Patented torque adjusting lock unlock collar
- High grade spring steel torque mechanism
- Heavy duty case



M196 (WIL)



3/4" TORQUE WRENCHES

- Professional grade clicker type torque wrench
- Heavy duty ABS storage case




**50-300 ft. lb.
#M203 (WIL)**

**100-600 ft. lb.
#M204 (WIL)**

2 PC. SPRING COMPRESSOR

- Ideal for removal and installation of auto & light truck coil springs
- Strong steel jaws securely hook into coil springs
- Use on or off vehicle



#3903 (SUN)



8" BENCH GRINDER

- Cast iron housing
- 3/4 HP, 115V, 60 Hz, 3,450 RPM
- Wide, clear, easy to adjust eye shields
- Adjustable tool rests
- Ball bearings for durability



#W50058 (WIL)



SERVICE CART w/LOCKING TOP & LOCKING DRAWER

- Load capacity of 350 lbs.
- Chrome 16 gauge steel frame
- 3" deep shelves
- Roller bearing slides



#8013A (SUN)

**w/o Drawer
#8005SC (SUN)**



RETRACTABLE AIR or WATER HOSE REELS

- HD 50' rubber air hose
- 1-year limited warranty



3/8"
#83753 (LIN)

1/2"
#83754 (LIN)



14" CHOP SAW

- 15 amps
- 4000 rpm no load speed
- 2300W motor
- Quick lock vise
- 5" max capacity (round)



#D28730 (DEW)



PORTABLE AIR TANK

- 125 PSI maximum
- Safety pressure by-pass valve
- On/off air adjustment dial
- Industrial grade hose & chuck



**5 Gallon
#W10005 (WIL)**

**11 Gallon
#W10011 (WIL)**



MR. HEATER FORCED AIR KEROSENE HEATERS

- Requires 115V AC outlet
- Operates using kerosene, Jet A Fuel, #1 and #2 diesel, and #1 and #2 fuel oil

- 50,000 BTU
- Heats up to 1200 sq. ft.
- Runs up to 11 hours on 4 gal. fuel tank

#F270255 (MRH)



- 80,000 BTU
- Heats up to 1875 sq. ft.
- Runs up to 11 hours on 6 gal. fuel tank

#F210180 (MRH)

- 140,000 BTU
- Heats up to 3125 sq. ft.
- Runs up to 9.5 hours on 8.5 gal. fuel tank

#F210140 (MRH)

MR. HEATER FORCED AIR PROPANE HEATERS

- Requires 20 gallon or larger propane tank
- Standard 10ft. hose

- 38,000 BTU
- Heats up to 800 sq. ft.
- Runs up to 12 hours on 20lb. tank

#F271350 (MRH)



- 60,000 BTU
- Heats up to 1250 sq. ft.
- Runs up to 14 hours on 20lb. tank

#F271370 (MRH)

- 125,000 BTU
- Heats up to 3000 sq. ft.
- Runs up to 11 hours on 40lb. tank (low setting)

#F271390 (MRH)

LUBE TROLLEY

- Durable, heavy-duty construction
- Ability to dispense lubricant directly from 55-gallon (208L) (oil) or 400-pound (181 kg) (grease) drums
- Easily maneuverable on uneven surfaces in shop or factory
- Makes dispensing possible without installed overhead reels or bench tanks



Grease Trolley
#279091 (LIN)

Oil Trolley (shown)
#279092 (LIN)



20 GALLON PARTS WASHER

- Provides a safe easy-to-use work station for cleaning parts, tools and other small equipment
- High flow pump circulates cleaning fluid at 50 gal/hour
- Includes a removable internal basket and shelf
- Safety lid features fusible link that closes automatically in a 20 gallon capacity wash bin with steel drain plug
- Flexible chrome plated nozzle



#W54029 (WIL)



WIDE ANGLE LED LIGHT

- 2000+ lumen
- SMD LED technology stays cool to touch
- Large flood beam of light
- Adjustable light angle
- 6ft power cable



#W2402 (WIL)



120V 6500LM TRIPOD WORK LIGHT

- Complete work light system produces 6500+ lumens
- Includes 120V E26 threaded ceiling light, 120V adapter with 12ft cord, and 3-section telescoping tripod stand
- Fully adjustable tripod with a height range of 70-200cm (27.5-78.5") and standard 1/4"-20 threaded receiver
- Instant on, no warm up time



#W2286 (WIL)



VARIABLE SPEED PORTABLE AIR BLOWER

- Moves up to 300 cubic ft. per minute
- Built-in carry handle
- Dries wet surfaces fast



#W50061 (WIL)



1500W CERAMIC SPACE HEATER

- With 3 settings, high-1500w, low-750w, and fan only, up to 5120 BTUs
- Heavy duty stainless steel heating coils with ceramic baffles
- Built-in thermostat
- Stay-cool housing
- Tubular metal base pivots either high or low directing air flow
- 120 volt, 12.5 amp heating element
- Carry handle on the top



#W5010 (WIL)



HIGH TOP ADJUSTABLE CREEPER

- Work from the topside of the engine compartment
- 18" x 12" padded deck
- Four swivel casters, two locking
- Adjustable creeper height 45" to 66"
- Powder coated, heavy duty steel construction
- Max weight capacity of 400 lbs.



#W85038 (WIL)



1700W WHISPER GENERATOR

- Running Watts: 1700
- Starting Watts: 2100
- Start Type: Recoil
- Fuel Type: Gasoline
- Inverter: Yes
- Low THD, quiet operation and fuel-efficient modes



#WO1784 (FMN)

3650W PERFORMANCE GENERATOR

- Running Watts: 3650
- Starting Watts: 4550
- Start Type: Electric, Recoil, Remote
- Fuel Type: Gasoline
- Up to 14 hour run time



#PO3612 (FMN)

5700W PERFORMANCE GENERATOR

- Running Watts: 5700
- Starting Watts: 7125
- Start Type: Recoil
- Fuel Type: Gasoline
- Up to 13 hour run time



#PO5701 (FMN)

8000W PERFORMANCE GENERATOR

- Running Watts: 8000
- Starting Watts: 10000
- Start Type: Electric, Recoil, Remote
- Fuel Type: Gasoline
- Up to 12 hour run time



#P08003 (FMN)

ULTRA DUTY RANDOM ORBITAL SANDER

- 12,000 rpm free speed for swirl-free finishes
- Lightweight
- Interchangeable grip rings available to match hand sizes



#4151 (ING)



10" RANDOM ORBITAL POLISHER/BUFFER

- 0.92 amp 3000 rpm motor
- Lightweight 6 lb. design
- Large comfortable double handles
- Includes one terry cloth and one polishing bonnet



#W50054 (WIL)



7"/9" VARIABLE SPEED POLISHER

- 12.0 amp ball bearing motor
- Heat-treated precision cut gears
- Variable speed trigger to control speed from 0 to dialed maximum setting



Powerful 12 AMP Motor

#DWP849 (DEW)



4 1/2" SMALL ANGLE GRINDER

- One-Touch Guard eliminates need for a tool to adjust guard
- Low-profile, jam-pot gear case increases durability
- Quick-Change Wheel Release
- Slim, ergonomic body



w/ 7 Amp Motor
#DWE4011 (DEW)

w/ 11A Motor

#DWE4214 (DEW)

4 1/2" SMALL ANGLE GRINDER

- Next Gen 11A, 11,000 RPM Motor
- Dust Ejection System™
- Quick Change™ wheel release allows tool free wheel removal
- Paddle switch with safety lock off prevents accidental start up



#DWE402 (DEW)



7"/9" HEAVY DUTY LG. ANGLE GRINDER

- 15 amp, 8500 rpm motor



7" wheel
#DWE4517 (DEW)

9" wheel

#DWE4559N (DEW)



1/4" AIR DIE GRINDER



SX230B (SUN)

1/4" MINI DIE GRINDER

SX231B (SUN)

AIR STRAIGHT DIE GRINDER



- Powerful motor delivers 0.33 HP (0.25 kW) and 25,000 rpm free speed
- Lightweight, durable
- Complete with 1/4" and 6 mm collets and two wrenches

#308B (ING)



1/4" ANGLE DIE GRINDER

- 90° angle head for restricted areas
- Rear exhaust directs air away from work



#SX232B (SUN)



MULTI-PURPOSE ANGLE DIE GRINDER



#301B (ING)

HD ANGLE DIE GRINDER



#302B (ING)

SHORT AIR HAMMER

- 3 pc. chisel set included



SUNEX®
T O O L S

#SX235KTB (SUN)

GENERAL DUTY AIR HAMMER

- An excellent general purpose hammer
- Accepts .401" Parker taper chisels



SUNEX®
T O O L S

#SX275B (SUN)

STANDARD DUTY AIR HAMMER

- Up to 3500 blows per minute
- Handles a range of cutting applications
- Long-life alloyed steel barrel & heat-treated piston



IR Ingersoll Rand.

#116 (ING)

SUPER DUTY AIR HAMMER

- Professional touch trigger for total control
- Long-life tool with a tough one piece alloy barrel



IR Ingersoll Rand.

#121/Q (ING)

LONG BARREL AIR HAMMER KIT

- Anti-vibration feature; 30% less
- 15% increase force over standard air hammers
- Quick-change retainer allows for faster chisel changeovers



IR Ingersoll Rand.

#119MAXK (ING)

20V LITHIUM ION COMPACT DRILL/ DRIVER KIT

- Delivers 350 unit watts of maximum power
- Compact, lightweight design
- 2-speed, high speed transmission
- 1/2" ratcheting chuck provides superior bit gripping strength



DEWALT

#DCD780C2 (DEW)

12V CORDLESS DRILL/ DRIVER & IMPACT DRIVER COMBO KIT

CONTAINS:

- 3/8" Drill/Driver
- 1/4" Impact Driver
- (2) 12V Battery Packs
- Fast Charger
- (2) Belt Hooks
- Contractor Bag



DEWALT

#DCK211S2 (DEW)

20V LI-ION COMPACT DRILL/DRIVER & IMPACT DRIVER COMBO KIT

CONTAINS:

- 1/2" Drill/Driver
- 1/4" Impact Driver
- (2) 20V Battery Packs
- Fast Charger
- (2) Belt Hooks
- Contractor Bag



DEWALT

#DCK280C2 (DEW)

VS 3/8" DRILL

- Powerful 7 amp motor
- Compact design for comfort
- Lightweight design
- Variable speed trigger for greater versatility



DEWALT

#DWE1014 (DEW)

1/2" REVERSIBLE AIR DRILL w/CHUCK

- Heavy duty side handle for added control
- Jacobs chuck



SUNEX®
T O O L S

#SX221B (SUN)

HEAVY DUTY VSR 1/2" DRILL

Electric

850 rpm

#DW235G (DEW)



1200 rpm

#DWD210G (DEW)

DEWALT

3/8" REVERSIBLE AIR DRILL w/CHUCK

- Planetary gearing for heavy duty use
- Reversible
- One finger forward/reverse lever
- Jacobs chuck



SUNEX®
T O O L S

#SX223 (SUN)

STANDARD DUTY 3/8" ANGLE REVERSIBLE DRILL

- Durable Jacobs multi-craft chuck
- Reversible, convenient control
- Comfortable lever throttle



IR Ingersoll Rand

#7807R (ING)

HEAVY DUTY AIR CUT OFF TOOL

- Fast, quiet, 2-78" diameter
- Contoured lever throttle
- 360° rotatable chrome-plated spark guard



IR Ingersoll Rand

#326 (ING)

UTILITY CUT-OFF TOOL

- Metal guard for added safety
- Built-in regulator
- Safety lever throttle



SUNEX®
T O O L S

#SX233A (SUN)

HD AIR RECIPROCATING SAW

- Includes 6 high speed steel cutting blades & two hex wrenches
- Cut on flat or curved surfaces



IR Ingersoll Rand

#429 (ING)

COMPACT RECIPROCATING SAW

- Compact 14.5" design for easy access
- Lightweight and balanced
- Key-less lever-action blade clamp
- Powerful 10A motor



DEWALT

#DWE357 (DEW)

RECIPROCATING SAW KIT

- 4-position blade clamp for increased positional versatility
- Variable speed trigger
- Pivoting adjustable shoe extends blade life
- Rubber over molded comfort grip



DEWALT

#DCS380P1 (DEW)

1/4" MINI AIR RATCHET WRENCH

- Ball & needle bearing construction for long life
- Lever throttle for positive speed control



SUNEX®
TOOLS

#SX106B (SUN)

105 SERIES AIR RATCHET

- 25 ft. lb. max torque and 250 rpm free speed
- Unique head construction provides improved durability and more consistent performance



IR Ingersoll Rand.

#105-D2 (ING)

3/8" DRIVE PALM IMPACT WRENCH

- Ring retainer for positive socket retention
- Butterfly throttle for directional control



SUNEX®
TOOLS

#SX111 (SUN)

3/8" AIR RATCHET WRENCH

- Ball detent socket retainer
- 45 ft. lbs. torque
- 150 rpm for quick rundown
- Ball & needle bearing construction



SUNEX®
TOOLS

#SX113 (SUN)

3/8" AIR RATCHET WRENCH

- 50 ft. lb. torque
- Integrated bearing cap prevents dust & debris from entering motor
- Length - 10.5"



SUNEX®
TOOLS

#SX160 (SUN)

3/8" HEAVY DUTY RATCHET

- Up to 50 ft. lbs. torque
- Variable speed throttle
- Ball & needle bearing



IR Ingersoll Rand.

#107XPA (ING)

1/2" HEAVY DUTY RATCHET

- 360° adjustable exhaust
- Variable speed throttle
- Up to 50 ft. lbs. torque



IR Ingersoll Rand.

#1077XPA (ING)

1/4" IMPACT DRIVER KIT

- Compact, lightweight
- 3 LED lights for visibility
- One-handed loading
- Belt hook included



#DCF815S2 (DEW)

3/8" PISTOL GRIP IMPACT WRENCH

- Ring socket retainer for rapid socket changes
- Front bumper for added protection



SUNEX®
TOOLS

#SX821A (SUN)

3/8" SUPER DUTY MINI IMPACT WRENCH

- Breakaway torque 450 ft. lbs.
- Working torque 100-350 ft. lbs.
- Overall Length - 4.29"
- Single hand switch



SUNEX®
TOOLS

#SXMC38 (SUN)

SUPER DUTY AIR IMPACT WRENCH

- Power up to 180 ft. lbs.
- Unaffected by air pressure changes
- More torque and less vibration
- Pistol-style, compact



IR Ingersoll Rand.

#212 (ING)

3/8" IMPACT WRENCH KIT

- Compact, lightweight
- 3 LED lights for visibility
- 3/8" hog ring anvil
- 1500 in/lbs torque



#DCF813S2 (DEW)

3/8" IMPACT WRENCH

- 300 ft. lbs. of quiet power
- One hand forward/reverse
- Quiet Tech™ exhaust system delivers 79 dBA
- Weighs only 2.75 lbs.



**SUNEX®
TOOLS**

#SX4335 (SUN)

3/8" IMPACTOOL

- 300 ft. lbs. max power in reverse
- Feather touch trigger and patented push button forward/reverse
- Two-year limited warranty with tool registration



IR Ingersoll Rand.

#2115TiMAX (ING)

3/8" CORDLESS IMPACT WRENCH KIT

- 250 ft. lbs. of torque
- Compact, lightweight
- On-board LED for visibility
- Hog ring anvil



DeWALT

#DCF913P2 (DEW)

HEAVY DUTY 1/2" IMPACT WRENCH

- 325 ft. lbs. torque
- Hog-ring style
- AC/DC forward/reverse switch
- 7.5 amp, 2100 rpm, 2700 bpm
- Ball-bearing construction

Electric



DeWALT

#DW293 (DEW)

1/2" IMPACT WRENCH

- 500 ft. lbs. torque
- 25-350 working torque
- Ultra lightweight



**SUNEX®
TOOLS**

#SX231P (SUN)

1/2" HEAVY DUTY IMPACT WRENCH

- 375 ft. lbs. of max torque
- Handle exhaust
- Full power in reverse; adjustable power in forward



IR Ingersoll Rand.

#236 (ING)

1/2" SUPER DUTY MINI IMPACT WRENCH

- Breakaway torque 500 ft. lbs.
- Working torque 100-350 ft. lbs.
- Overall Length - 4.29"
- Single hand switch



**SUNEX®
TOOLS**

#SXMC12 (SUN)

1/2" SUPER DUTY IMPACT WRENCH

- 450 ft. lbs. max torque
- Pressure-feed lubrication
- Variable power control in forward & reverse
- Quieter operation



IR Ingersoll Rand.

#231HA (ING)

1/2" IMPACT WRENCH

- 750 ft. lbs. of quiet power
- 1100ft. lbs. of breakaway torque
- One hand forward/reverse
- Quiet Tech™ exhaust system delivers 82 dBA
- Weighs only 4.3 lbs.



**SUNEX®
TOOLS**

#SX4345 (SUN)

1/2" SUPER DUTY IMPACT WRENCH

- 1300 ft. lbs. of Bolt Busting Torque
- 800 ft. lbs. Max Torque @ 90 PSI
- Three forward speeds and one in reverse



**SUNEX®
TOOLS**

#SX4348 (SUN)

1/2" SUPER DUTY IMPACT WRENCH

- Durable twin hammer impact mechanism
- Pressure-feed lubrication
- Variable speed



IR Ingersoll Rand.

#231C (ING)

1/2" SUPER DUTY EXTENDED ANVIL

- The standard of 1/2" tire tools gives you the same performance advantages of the classic 231, but with a 2" extended anvil



IR Ingersoll Rand.

#231HA-2 (ING)

1/2" CORDLESS IMPACT WRENCH

- 250 ft. lbs. of torque
- Compact, lightweight
- On-board LED for visibility
- Hog ring anvil



DeWALT

#DCF911P2 (DEW)

1/2" MID-RANGE IMPACT WRENCH KIT

- 600 ft. lbs. of torque
- High-torque, lightweight
- On-board LED for visibility
- Hog ring anvil
- Precision Wrench™ setting



DeWALT

#DCF891P2 (DEW)

1/2" IMPACTOOL™

- Delivers 1350 ft. lbs. of torque
- Titanium hammercase, steel-wear plate, and composite housing protect the tool
- Weighs only 4.6 lbs.



IR Ingersoll Rand.

#2235TiMAX (ING)

3/4" IMPACT WRENCH

- 1400 ft. lbs. of quiet power
- One hand forward/reverse
- Quiet Tech™ exhaust system delivers 90 dBA
- Weighs only 7.55lbs.



**SUNEX®
TOOLS**

#SX4355 (SUN)

3/4" IMPACTOOL™

- Delivers 1050 ft. lbs. of max torque
- Two power settings in forward & reverse
- Variable speed trigger
- Handle-vented exhaust



IR Ingersoll Rand.

#259 (ING)

3/4" SUPER DUTY IMPACT WRENCH

- Jumbo hammer mechanism
- Up to 1100 ft. lbs. of torque
- Handle exhaust



IR Ingersoll Rand.

#261 (ING)

3/4" DRIVE MAX SERIES IMPACTOOL™

- MAX 1350 ft. lb. torque
- 2 year limited warranty
- Weight 7.4 lbs.
- 16% more efficient motor than predecessor



IR Ingersoll Rand.

#2145QiMAX (ING)

1" IMPACTOOL™

- Delivers 1770 ft. lbs. of max torque
- Fast-torque™
- Improved feather touch trigger
- Rubber boots protect tool from exterior damage



IR Ingersoll Rand.

#295A (ING)

1" PISTOL GRIP IMPACT WRENCH

- Solid steel impact mechanism delivers 2000 ft. lbs. of max torque
- Highly engineered design
- Steel core design
- Chemical resistant housing



IR Ingersoll Rand.

#2175MAX (ING)

1" IMPACT WRENCH w/ 6" EXT. ANVIL

- 1600 ft. lbs. torque
- Unmatched durability
- Three forward and three reverse power settings



**SUNEX®
TOOLS**

#SX556-6 (SUN)

1" HEAVY DUTY EXTENDED ANVIL

- 1450 ft. lbs. of max torque
- High efficiency 6-vane motor
- 3-position power regulator
- 6" extended anvil



IR Ingersoll Rand.

#285B-6 (ING)

1" D-HANDLE IMPACT WRENCH

- 2,100 ft. lbs. max torque
- Solid steel impact mechanism
- Highly engineered design
- Steel core design
- Chemical resistant housing & steel core



IR Ingersoll Rand.

#2850MAX-6 (ING)

POWER TOOLS

DUAL PISTON STRAIGHT LINE AIR SANDER

- Dual piston design provides stall free performance
- 100% Needle Bearing construction is designed for longer life
- Replacement pad assy. - RS28635A



SUNEX®
TOOLS

#SX288C (SUN)

HEAVY DUTY STRAIGHT LINE SANDER

- 3000 reciprocating strokes per minute
- Quick action paper clamps
- Smooth, reliable



IR Ingersoll Rand.

#315 (ING)

6" QUIET DUAL ACTION SANDER

- Ball bearing construction for vibration-free performance
- Built-in regulator for positive speed control
- Motor insulated housing allows quiet operation



SUNEX®
TOOLS

#SX203N (SUN)

HEAVY DUTY DUAL-ACTION QUIET SANDER

- Vibration-free
- Dependable performance
- Positive speed control



IR Ingersoll Rand.

#311A (ING)

PAINT/BODY EQUIPMENT

HD RIVETER

- Sets 1/4" rivets
- Convenient extra nose cone storage
- Extra long handle for leverage
- Big, comfortable rubber grips



#288 (AES)

AES

DELUXE MASKER

- Sharp anodized blades for clean cutting
- Comfort grip handles
- Four tape reels for double side taping



#200 (AES)

AES

4 & 10 TON PORT-A-JACK KITS




4 Ton
#4940B (SUN)



SUNEX®
TOOLS **10 Ton**
#4910B (SUN)

SLIDE HAMMER PULLER SET

- Eases removal of flange-type axles, oil seals, bearings
- Jaws can be set for 2 or 3 internal or external pulling
- Heavy duty steel carrying case



#3911 (SUN)

SUNEX®
TOOLS

7 PC AUTO BODY REPAIR KIT

- For pounding auto sheet metal before finishing
- Use on flat & curved surfaces
- Includes 3 hammers & 4 dollies



#W1007DB (WIL)

PT
Performance Tool

2 PC HVLP SPRAY GUN KIT

- Includes 1.5 mm spray gun and 1.2 mm touch up gun
- Fully adjustable spray pattern
- Fine adjustment knob for air flow



#M503 (WIL)

PT
Performance Tool

H.V.L.P. GRAVITY FEED TOUCH-UP GUN

- All-purpose gun sprays primers, base coats & clear coats
- 1.2mm needle & nozzle set with 2000cc gravity feed cup
- Fully adjustable spray pattern of 3-4"



#M705 (WIL)

PT
Performance Tool

PROFESSIONAL SPRAY GUN w/DRIPLESS CUP

- Designed for HD automotive spraying of all refinishing materials including urethanes, enamels, lacquers, primers, stains, acrylics and varnishes



#102 (AES)

AES

HIGH PRESSURE SPRAY GUN

- 1.4mm Fluid Orifice
- External breather tube cup
- Adjustable air and paint controls
- Dual action trigger



#SX76 (SUN)

SUNEX
TOOLS

H.V.L.P. GRAVITY FEED SPRAY GUN

- All-purpose gun sprays primers, base coats & clear coats
- 1.5mm needle & nozzle set with 700cc gravity feed cup
- Fully adjustable spray pattern of 6-8"



#M710 (WIL)

PT
Performance Tool

H.V.L.P. GRAVITY FEED SPRAY GUN

- All-purpose gun sprays primers, base coats & clear coats
- 1.8mm needle & nozzle set with 700cc gravity feed cup
- Fully adjustable spray pattern of 6-8"



#M711 (WIL)

PT
Performance Tool

HVLP SPRAY GUN

- Economical, all purpose gun
- Sprays primers, base coats, sealers & clear coats
- 20 oz., drip free paint cup reservoir with filter screen
- Lightweight, comfortable grip



#M4710 (WIL)

PT
Performance Tool

11 PC. SPRAY GUN CLEANING KIT

- Safe to use with chemicals, solvents, acids, etc
- 5 versatile brushes, 5 wooden picks, air cap cleaning tool



#212 (AES)

AES

PRODUCTION SPRAY GUN

- Siphon feed spray gun for automotive, marine and shop painting
- 1.8mm needle & nozzle set with 1000cc aluminum siphon cup
- Fully adjustable spray pattern of 6-8"



#M576DB (WIL)

PT
Performance Tool

3D WHEEL ALIGNER

- Multiple caster measuring options
- Black diamond mini targets are small lightweight and easy to handle
- Tire gripping design eliminates risk of wheel damage

PLUS FREIGHT:
\$250⁰⁰



#6500 (COA)

1300 DIRECT DRIVE WHEEL BALANCER

- Powered by Direct Drive
- Rim Diameter 8"-30"
- Rim Width 2"-20"
- Static-on-screen®
- 2D automatic data drive

PLUS FREIGHT:
\$250⁰⁰



#1300 (COA)

1500-3D DIRECT DRIVE WHEEL BALANCER

- Rim Diameter 8"-30"
- Rim Width 2"-20"
- Max Tire Diameter 44"
- Max Tire Weight 160 lbs.
- 220V 1 Phase

PLUS FREIGHT:
\$250⁰⁰



#1500-3A (COA)

RC-45 RIM CLAMP® TIRE CHANGER

- Manual swing arm
- Min / Max Rim Diameter 6"-24" external
- Max Rim Width - 10.5"
- Max Tire Diameter - 50"
- 1.5hp air motor
- 1hp electric motor

PLUS FREIGHT:
\$250⁰⁰



Air
#RC-45A (COA)

Electric
#RC-45E (COA)



RC-55 RIM CLAMP® TIRE CHANGER

- RC Robo-Arm®
- Min / Max Rim Diameter 6"-24" external
- Max Rim Width - 10.5"
- Max Tire Diameter - 50"
- 1.5hp air motor
- 1hp electric motor

PLUS FREIGHT:
\$250⁰⁰



Air
#RC-55A (COA)

Electric
#RC-55E (COA)



60X RIM CLAMP® TIRE CHANGER

- Patented Robo-Arm® helper device
- Hand actuated bead loosener
- Single point sealer
- Alloy & steel wheels for cars & light trucks
- Rim Diameter 6"-24" external
- Max Tire Diameter 50"

PLUS FREIGHT:
\$250⁰⁰



Air
#60XAH1 (COA)

Electric
#60XEHI (COA)



80X RIM CLAMP® TIRE CHANGER

- Patented Robo-Arm® and RoboRoller™ helper devices
- Hand actuated bead loosener
- Single point sealer
- Alloy & steel wheels for cars & light trucks
- Rim Diameter 6"-24" external
- Max Tire Diameter 50"

PLUS FREIGHT:
\$250⁰⁰



Air
#80XAH3 (COA)

Electric
#80XE220 (COA)



LEASING INFORMATION



=
**FACTORY
SHIP**

Affordable payments...potential decreased tax liabilities...preservation of bank credit lines...easy add-ons and/or upgrades...and improved cash flow. Benefits like these cause most businesses to use lease financing to acquire capital equipment required to compete and grow without impacting cash flow or bank credit lines.

- Leasing allows you to use the equipment while generating the revenue to make the agreed-upon payment
- Lease payments may be fully deductible as a business expense
- You may be able to include other expenses associated with equipment use as installation, software, etc.
- Leasing doesn't tie-up your existing line of credit...keeps your cash and credit line available to take advantage of other business opportunities.
- Flexible payment options from 12-60 months with end of lease purchase or renewal options.

It's really simple to do! Contact your local Bumper to Bumper Auto Parts store for lease applications.

220 MULTI PROCESS

#410 (FWP)



220 TIG WELDER

#421 (FWP)



SPECIAL PRICING!



20 GALLON PARTS WASHER

#W54029 (WIL)



ELECTRIC MOBILE PRESSURE WASHER

#216RS (WHI)



8000W PERFORMANCE GENERATOR

#P08003 (FMN)

TOOLTALK

P.O. Box 15717
Little Rock, AR
72231-5717

Presort Standard
US Postage
PAID
Little Rock, AR
AR Mailing

BATTERY CHARGER/ MAINTAINER

#PL2112 (SLR)

TRUCK PAC HD JUMP STARTER

#ES6000 (SLR)

**BUMPER
TO
BUMPER**
Auto Parts Specialists



SOLAR

**SPECIAL
PRICING!**



BATTERY MAINTENANCE STATION

#PL4020 (SLR)

ON-BOARD BATTERY CHARGER

#1002 (SLR)

BATTERY CHARGER/ MAINTAINER

#PL2140 (SLR)